



HANDS

[Buy Your Copy Now!](#)

[Buy Your E-Book Now!](#)

TO

HANDS, TOO!

HAND CLAPPING SONGS AND GAMES
FROM THE USA AND CANADA

AIMEE CURTIS PFITZNER

Beatin' Path Publications, LLC BPP-AH2H2

Beatin' Path
Publications

CONTENTS

Alligator Chant	8	Long Legged Sailor	37
Ama Llama	9	Mama Llama	38
Avocado	10	Mama, Mama, Can't You See?	39
Bo Bo Ski Watten Tatten	12	Miss Lucy Had a Baby	40
Chicken and Gravy	13	Miss Mary M, M, M	41
Boom, Snap, Clap	14	Miss Sue from Alabama	42
Concentration	16	My Momma Told Me	43
Down by the River, Down by the Sea	17	Not Last Night But the Night Before	44
Donut Song	18	Only in France	45
Dum Dum Da Da	20	I'se the B'y	46
Enie Meanie Sassaleeny	22	Ooo,Ah,Wanna Piece of Pie	47
Green Sally Up	23	Quack Delicioso	48
Flea, Fly, Mosquito	24	Way Down South in the Hanky Panky	49
Froggy	26	A Sailor Went to Sea	50
Hey, Diddle Fiddle Spoons	28	See, See, My Playmate	52
I Went to a Chinese Restaurant	29	Tarzan	54
Ip, Dip, Sky Blue	30	Tic Tac Toe	56
Don't Break the Window	31	Tryin' to Make a Dollar Out of Fifteen Cents	57
Land of the Silver Birch	32	Swing, Swing	58
Lemonade, Crunchy Ice	34	When Pebbles Was a Baby	60
Li'l Liza Jane	35	Sevens	64
Little Sally Walker	36	Photos of Clapping	65



AVOCADO

4/4

Av - o-ca - do, av - o-ca - do is the name of the game. If you mess up the game, you

PALM PUSH
CLAP BOTH
CLAP L
CLAP R
CLAP OWN

have to change your name. A, B, C, D,

PALM PUSH
CLAP BOTH
CLAP L
CLAP R
CLAP OWN

E, F, G, H, I, J,

PALM PUSH
CLAP BOTH
CLAP L
CLAP R
CLAP OWN

K, L, M, N, O, P,

PALM PUSH
CLAP BOTH
CLAP L
CLAP R
CLAP OWN

BOOM, SNAP, CLAP

4/4

Boom, snap, clap, ba - boom, snap, clap, snap. Boom, snap, clap, ba -

CLAP L
CLAP R
SNAP L
SNAP R
RH CHEST
LH CHEST

boom. Shh! Boom, snap, clap, ba - boom, snap, clap, snap.

CLAP L
CLAP R
SNAP L
SNAP R
RH CHEST
LH CHEST

FINGER ON LIP

Boom, snap, clap, ba - boom. Shh! Boom, snap, clap, ba -

CLAP L
CLAP R
SNAP L
SNAP R
RH CHEST
LH CHEST

FINGER ON LIP

boom, snap, clap, snap. Boom, snap, clap, ba - boom. Shh!

CLAP L
CLAP R
SNAP L
SNAP R
RH CHEST
LH CHEST

FINGER ON LIP

BOTH FINGERS

Contributed by Sarah Blair, http://ldssplash.com/teens/to_do/handgames/hand_games.htm;
Used with permission.

BOOM, SNAP, CLAP



Right Hand Chest



Left Hand Chest




Finger on Lip

Perform alone (no partners necessary).

Teacher Tip - Teach words first; slowly add in body percussion; have students perform only the “clap,” next time add “snap” and finally, “boom” and “ba-boom.” Kids love this one as it sounds similar to beatboxing. It also makes an interesting “B” section when used with short folk songs.

- * Add repeat and perform in two-part canon.
- * Internalize words to perform with body percussion only.
- * Transfer to unpitched percussion.
 - ◆ Boom and Baboom: Drums
 - ◆ Snap: Woods
 - ◆ Clap: Shakers
 - ◆ Shh: Vibraslap or Gong



FLEA, FLY, MOSQUITO

The musical score is divided into three systems, each with three staves. The first staff is for the Leader, the second for All, and the third for Clap parts. The key signature is one flat (Bb) and the time signature is 4/4. The lyrics are: "Flea! Flea, fly! Flea, fly, mos - qui - to!" for the first system; "Oh, no, no, no ___ more mos - qui - toes!" for the second system; and "Itch - y, itch - y, scratch - y, scratch - y," for the third system. The clapping part includes instructions: "CROSS CLAP", "CLAP BOTH", "CLAP L", "CLAP R", and "CLAP OWN".

LEADER
Flea! Flea, fly! Flea, fly, mos - qui - to!

ALL
Flea! Flea, fly!

CROSS CLAP
CLAP BOTH
CLAP L
CLAP R
CLAP OWN

LEADER
Oh, no, no, no ___ more mos - qui - toes!

ALL
Flea, fly, mos - qui - to!

CROSS CLAP
CLAP BOTH
CLAP L
CLAP R
CLAP OWN

LEADER
Itch - y, itch - y, scratch - y, scratch - y,

ALL
Oh, no, no, no ___ more mos - qui - toes!

CROSS CLAP
CLAP BOTH
CLAP L
CLAP R
CLAP OWN

FROGGY

CLAP SIDES
CLAP BOTH
CLAP OWN
PATSCHE

PART 1

Dog! Dog, cat! Dog, cat, bird!

PART 2

Dog! Dog, cat! Dog, cat, bird!

CLAP SIDES
CLAP BOTH
CLAP OWN
PATSCHE

PART 1

Frog-gy! Its-y bit-sy, teenie weenie, lit-tle green-y frog-gy.

PART 2

Frog-gy!

CLAP SIDES
CLAP BOTH
CLAP OWN
PATSCHE

PART 1

Jump high, catch a fly, cute lit-tle frog-gy!

PART 2

Its-y bit-sy, teenie weenie, lit-tle green-y frog-gy.

CLAP SIDES
CLAP BOTH
CLAP OWN
PATSCHE

DON'T BREAK THE WINDOW

4/4

Don't break the win-dow, don't break the win-dow, up-stairs, down-stairs, next door neigh-bor's.

CLAP OWN
CLAP BOTH
FLIP CLAP R

THUMBS UP
THUMBS SIDE
THUMBS DOWN



Thumbs Up





Thumbs Side



Thumbs Down

Repeat rhyme over and over getting faster and faster; whoever makes a mistake “breaks the window” and loses the game!



PHOTOS OF CLAPPING

Perform all hand clapping games and activities with partners standing or sitting directly across from each other unless otherwise noted.



Clap Both



Clap High



Clap Low



Clap Left Below



Clap Right Above



Clap Own



Clap Right



Clap Left



Clap Sides



Cross Clap



Cross Patsch



Cross Shoulder Tap



Printed and Distributed by
Beatin' Path Publications, LLC
302 East College Street
Bridgewater, VA 22812
beatinpath@mac.com
www.beatinpathpublications.com



Buy Your Copy Now!

Buy Your E-Book Now!