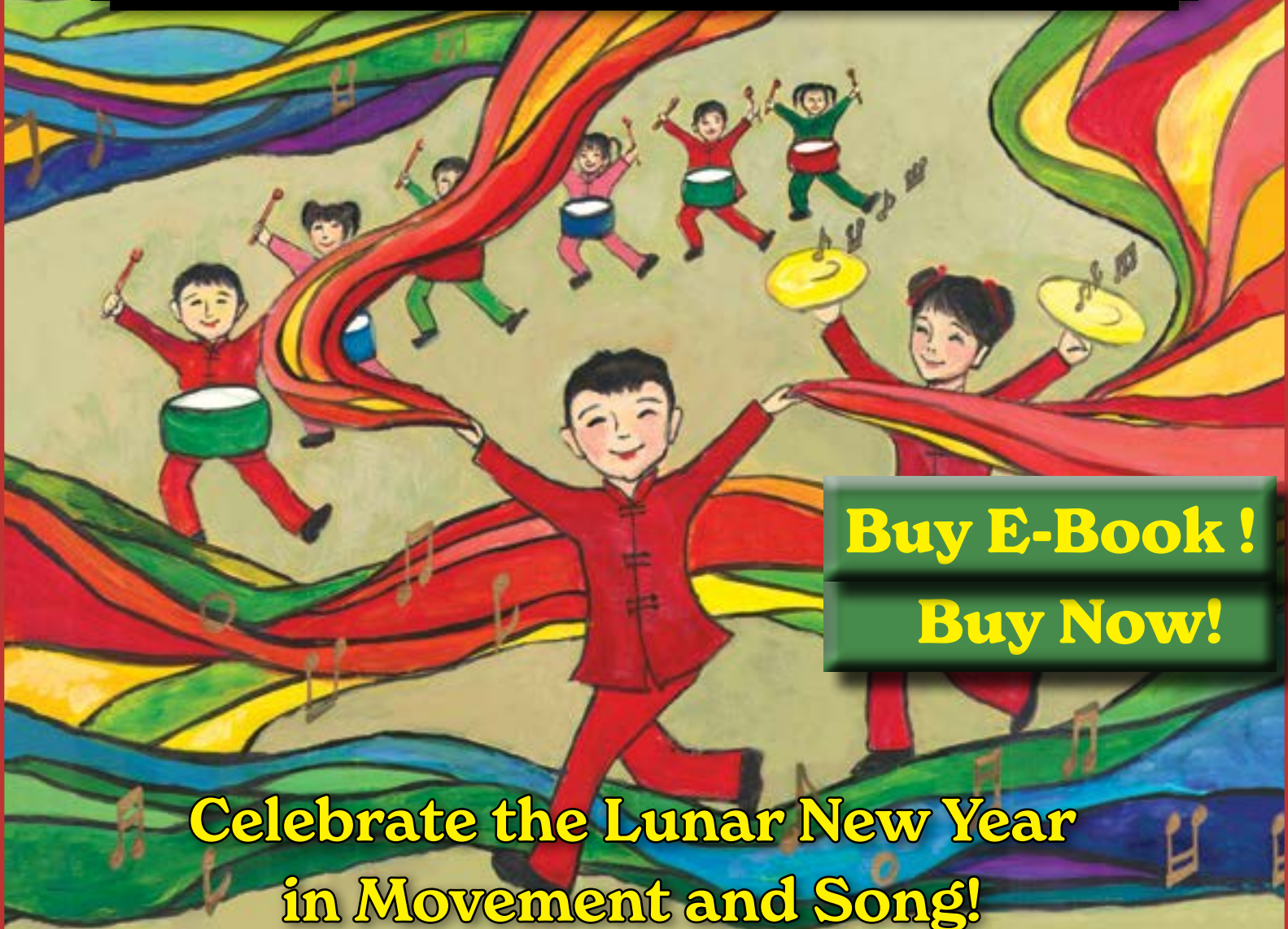


Songs, Dances, and Orff Orchestrations for Elementary Music Classrooms

# Lions, Lanterns, and Ribbons



**Buy E-Book !**

**Buy Now!**

**Celebrate the Lunar New Year  
in Movement and Song!**

## Melanie Kang

Beatin' Path Publications, LLC BPP-MKCS



I am always inspired when my students come to my class with open minds, ready to enjoy music from cultures around the world—especially when I teach the folk songs that I grew up with. This lively process has motivated me to compile even more songs and share them in this book with my fellow music teachers.

All the songs in this collection are well beloved songs and games for Chinese children around the New Year. They illustrate family life and the excitement around the New Year Celebration. You may wonder how the song, *Mo Li Hua*, fits the New Year celebration category. Chinese people believe that the sky, the earth, and the human beings are the three most important units in the universe. The sky (the spiritual side of human being), the earth (nature), and the human beings must live in harmony. Mankind must abide by the rules of nature and treat it with respect. The *Mo Li Hua* text has implications far beyond the literal meaning; it is a song about human gratitude toward the generosity of nature. Thus, it is frequently performed in the New Year and other important celebrations.

I seek to preserve the authentic Chinese music and cultural elements while simultaneously making the activities and dances accessible to American teachers and students. Chinese folk songs have become my favorite part of my music curriculum for children as I've come to realize that American children enjoy them just as much as children in China.

My students enjoyed singing, dancing, and playing these folk songs. I hope you will find these activities and songs are fun and meaningful for your students.

### **Singing Lyrics in Mandarin Chinese**

The audio recordings, art works, and the visual illustrations in this book make singing in the Mandarin language accessible for American teachers and students. Each song has an audio recording of children's voices accompanied by Orff ensemble. From movement to body percussion, this book combines music concepts and Chinese folk song into joyful music making. Creative and engaging activities and games prepare students to learn the lyrics in Mandarin.

If your class likes movement, you might skip singing and playing and use the audio recordings to enjoy the Chinese ribbon or fan dance. If your class has a Chinese speaking student who can sing a solo, invite this student to lead a solo in Mandarin and rest of the class sing the English lyrics. If you want to go deeper in exploration and have the whole class sing in Mandarin, you will find Pinyin (Chinese pronunciation in Roman letters) underneath each character. The English pronunciation is also included underneath the Pinyin and the audio recordings can be used for further assistance.

Have fun with the materials and enjoy singing in Mandarin!

Melanie Kang



# Contents

<b>Mo Li Hua</b>	<b>6</b>	
<b>Jump House Game</b>		<b>12</b>
<b>Exploring Chinese Dancing Fans</b>		<b>12</b>
<b>Shark Game</b>		<b>13</b>
<b>Make Flowers</b>		<b>13</b>
<b>Individual Fan Dance</b>		<b>14</b>
<b>Whole Class Fan Dance</b>		<b>14</b>
<b>Partner Fan Dance</b>		<b>15</b>
<b>Lantern Festival Song</b>	<b>16</b>	
<b>Movement in Two's</b>		<b>22</b>
<b>Stop and Go Game</b>		<b>23</b>
<b>Dragon Movement</b>		<b>23</b>
<b>Lantern Riddle Game</b>		<b>24</b>
<b>Lantern Parade</b>		<b>25</b>
<b>Flower Riddle Song</b>	<b>27</b>	
<b>Melodic Butterfly</b>		<b>32</b>
<b>Clapping Game</b>		<b>33</b>
<b>Cup Passing Game</b>		<b>34</b>
<b>Bamboo Stick Dance</b>		<b>35</b>
<b>Conversational Fan Dance</b>		<b>37</b>
<b>Gong Xi Gong Xi</b>	<b>38</b>	
<b>Chinese Bowing</b>		<b>40</b>
<b>Chinese Dancing Fan Game</b>		<b>41</b>
<b>Partner Fan Dance</b>		<b>42</b>
<b>Fan Movement in A Circle</b>		<b>42</b>
<b>Dragon Parade</b>		<b>43</b>
<b>Lion Dance Song</b>	<b>44</b>	
<b>Percussion Reaction Game for Lion Dance</b>		<b>49</b>
<b>Lion Dance</b>		<b>50</b>
<b>Introduction to Lion Dance Costume</b>		<b>50</b>
<b>Lion Movement Reaction Game</b>		<b>51</b>
<b>Story of the Nian</b>		<b>51</b>
<b>Traditional Ribbon Dance</b>	<b>53</b>	
<b>Map of China</b>	<b>55</b>	
<b>Acknowledgements</b>	<b>56</b>	

# Mo Li Hua

## 茉莉花

### A Song of Love and Generosity

Recorder

Alto Xylophone

Contrabass Bars

Voice

Hao yi duo mei li de mo li hua! Hao yi duo mei li de mo li hua!  
好 一 朵 美 丽 的 茉 莉 花, 好 一 朵 美 丽 的 茉 莉 花!

Voice

Mo li hua ya! Mo li hua ya!  
茉 莉 花 呀, 茉 莉 花 呀,

GL

AX

BX

CBB

Ostinati continue

Voice

Fen fang mei li man zhi ya, you xiang you bai ren ren kua.  
芬 芳 美 丽 满 枝 桠, 又 香 又 白 人 人 夸。

Voice

You xiang you bai! You xiang you bai!  
又 香 又 白, 又 香 又 白,

Voice

Rang wo lai jiang ni zhao xia, song gei bie ren jia  
让 我 来 将 你 摘 下, 送 给 别 人 家。

Voice

woo, woo, woo woo,  
哦! 哦 哦!

Background

## Mo Li Hua

Jasmine's understated white flower symbolizes beauty, love, unity, generosity, and nobility. Most importantly, fragrant Mo Li Hua represents a true giver in its function of becoming jasmine tea. For this reason, the song, *Mo Li Hua*, increased in meaning in Chinese cultures, stretches the implication of the lyrics far beyond the literal meaning.

From Jiang Su Province (See Map on page 63), the first documentation of the song can be traced back to the 18th century when the Emperor Qian Long (1711-1799) traveled to the south of China and a group of his musicians collected this song. It became a well-known song across the country and served as a national anthem for a short period in the late Emperor Qian Long years.



This well-loved song was the first Chinese folk song known by the western world. Giacomo Puccini adapted the melody for his opera, *Turandot*. In China, if you sing this song in concert or public, almost everyone in the audience can join your singing. It is always performed in holiday celebrations and important events, such as Beijing Olympic games, and the ceremony of the ending of the colonization of Hong Kong and Macau.

茉莉花

好一朵美丽的茉莉花!

好一朵美丽的茉莉花!

芬芳美丽满枝桠，

又香又白人人夸!

让我来将你摘下，

送给别人家。

茉莉花呀茉莉花!

Mo Li Hua, so fair!

Mo Li Hua, so fair!

Gracefully open your petals and dance in the air.

Your innocent beauty charm all everywhere.

I want to pick your white softness with tender care,

And send to my dear friends to admire.

Oh! Mo Li Hua, so fair!

Your true beauty is to share!

©

### Exploring Chinese Dancing Fans

**Materials Needed** - Chinese Dancing Fans (Amazon or [chinasprout.com](http://chinasprout.com)).

- © Each student with one fan.
- © Playfully explore dancing fans. Start with these suggestions, then ask students to find more possibilities.



Hold like a plate



cover face



peek left



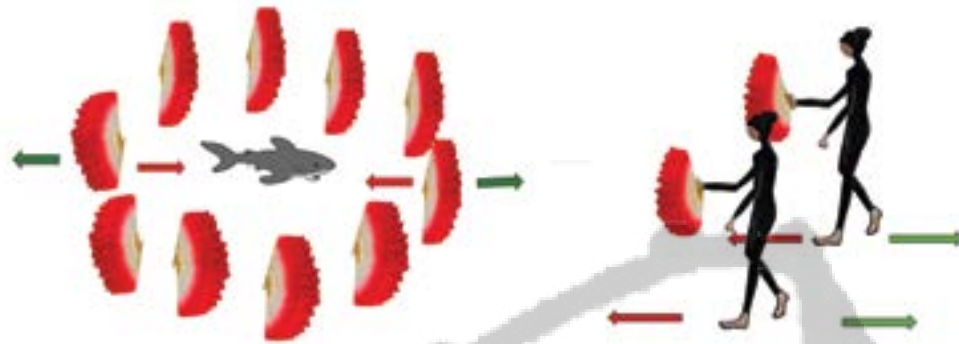
peek right



Turn right

### Shark Game

- © Slowly walk toward circle and make “fish” (fans) swim to center of “ocean” and then move quickly back when teacher says, “Shark!” If students move too slowly, teacher (shark) captures fish!



### Make Flowers

- © Small groups of four to six sit in a circle; use fans to create a flower, a bird, or a butterfly shape on floor.
- © Flowers



- © Butterflies and Birds



### Basic Fan Dance Movements

**Materials Needed** - visuals of basic Fan Dance movements; Mo Li Hua audio track



# Lantern Festival Song

## 灯笼歌

A Song Celebration of Happiness, Love, and Wisdom

Chinese Folk Song

Cheerfully

Voice Xiao

Glockenspiels

Chinese Cymbal  
(Second time only)

Alto Xylophone

Bass Xylophone

Contrabass Xylophone

V  
X

GL

Ch.Cym.

AX

BX

BB

5

Zheng yue lee lai ho shane nian  
Ev' - ry one fol - low me bring your lan - tern a - long,  
正 月 里 来 贺 新 年

The musical score is written for a band and voice. It consists of two systems of staves. The first system includes Voice Xiao, Glockenspiels, Chinese Cymbal (Second time only), Alto Xylophone, Bass Xylophone, and Contrabass Xylophone. The second system includes Voice (V and X), Glockenspiels (GL), Chinese Cymbal (Ch.Cym.), Alto Xylophone (AX), Bass Xylophone (BX), and Contrabass Xylophone (BB). The music is in 2/4 time with a key signature of one sharp (F#). The lyrics are in English and Chinese, with a measure number '5' at the start of the second system.

Lantern Festival Song

9

V X  
 Da hong dee deng lung gua ya gua chee lai  
 Let's en-joy the lan-tern lights. Let's go have some fun!  
 大 红 的 灯 龙 挂 呀 挂 起 来!

GL

Ch.Cym.

AX

BX

BB

13

V X  
 Chiao luo you da gu ya hi Zhang deng you jie zcai ya hi  
 Play your drum and play your gong. Bring your rib-bon dance a-round!  
 敲 锣 又 打 鼓 呀 嗨! 张 灯 又 结 彩 呀 嗨!

GL

Ch.Cym.

AX

BX

BB





Lantern decoration was and still is a beautiful way of celebrating holidays and happiness in China. Lanterns are symbols of hope, love, blessing, and wisdom. The Lantern festival is the fifteenth day of the Lunar New Year. It is often considered as the end of the New Year celebration.

This is a well-loved song from the Jiangxi Province (see map on page 57). Traditionally it is a love song performed with a dialogue between male and female's voices. Musicians frequently use this melody to rewrite the lyrics to fit all different kinds of celebrations.

### English Translation

When January comes,  
It's time for the Lunar New Year!  
Delightfully hang up holiday lanterns, red as fire.  
Colorful decorations lift delightful new year spirits  
Drums and gongs brought so much excitement.  
New year surely brought happiness for all!

### Chinese Lyrics

正月里来是新年，  
火红的灯笼挂呀挂起来  
张灯又结彩呀嗨！  
敲锣又打鼓呀嗨！  
新年到来多呀多欢畅。

### Melody

#### Learn Chinese Lyrics


◎ Using visuals, sing solfege pattern one phrase at a time, students echo.

Phrase 1

Phrase 2

Phrase 3

Phrase 4



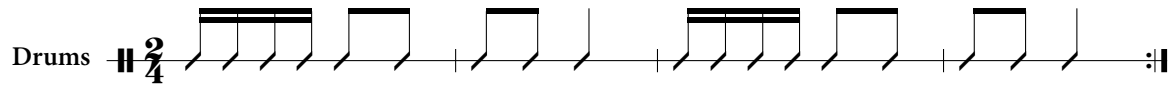
- ◎ Students find new partner during interlude.
- ◎ Sing song and play hand clapping game with new partner. Repeat.

### Orchestration

#### Alto Xylophone

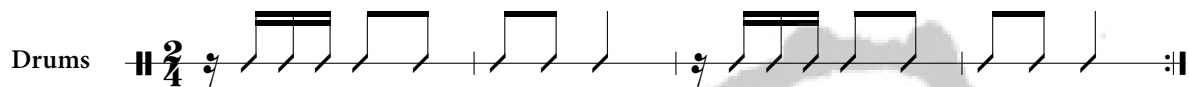
**Materials needed** - rhythm sticks; Tubano® drums

- ◎ Each student seated in circle with a drum or percussion instrument.
- ◎ Using a visual students speak the following rhythm twice.



- Patschen the rhythm but clap the notes circled in green.
- Transfer to drums and small percussion. Tap sticks together or say “rest” on first sixteenth note of each measure with a rest and perform.
- Rotate to next instrument in circle, play again. Repeat until everyone plays everything.

Tap drum sticks on rests:

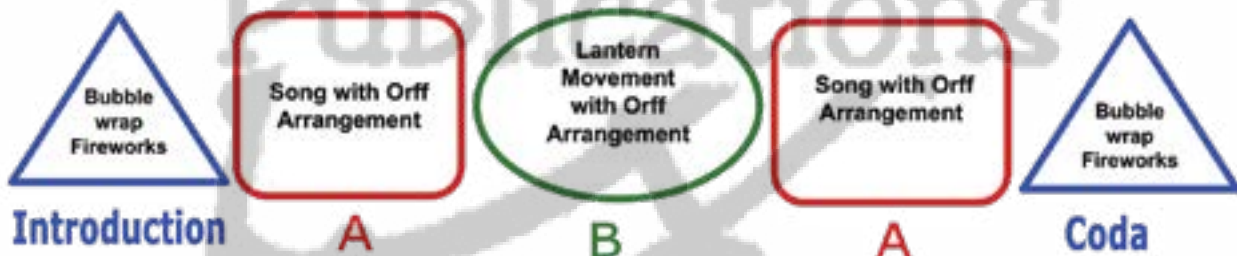


- Sing ostinato using solfege. All sing four times.



- One group sings ostinato; one sings song.
- Transfer sung ostinato to alto xylophones.

**Form**



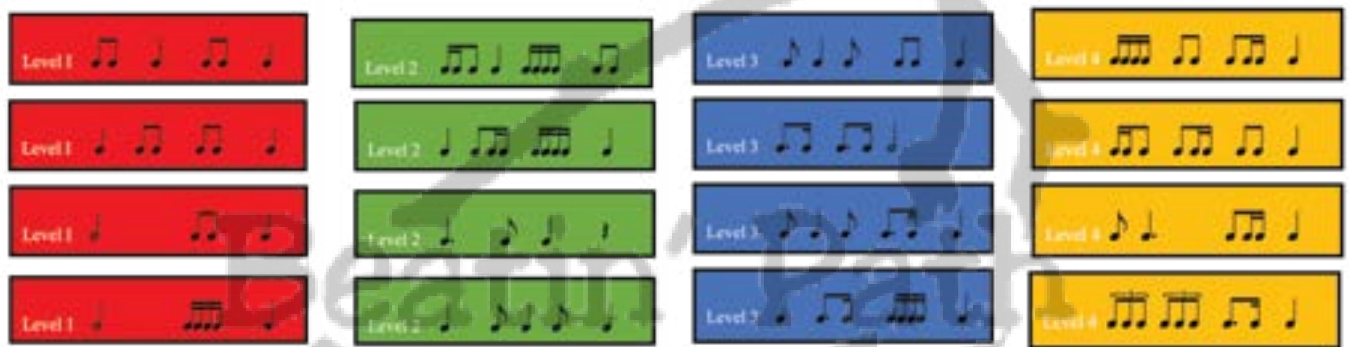
## Games and Activities with Lantern Festival Song

### Lantern Riddle Game

Lantern Riddle Game is well-loved traditional game played at home parties, large gatherings, school activities, or other social events around the Lunar New Year. Traditionally, the riddles are handwritten and hung underneath each lantern. The first person to solve the riddle often receives a small gift.

The riddles can be either funny or educational. You may use red paper plates as substitute for lanterns. Lanterns are commercially available on Amazon, [chinasprout.com](http://chinasprout.com), and local party stores around the lunar New Year.

#### Print Riddle Rhythm Cards



- ◎ Place four lanterns on the floor. Label them 1-4. Place the four Level 1 Riddle Rhythm Cards under lantern 1. Place the four Level 2 Cards under lantern 2, etc. If lanterns aren't available, place the cards under a red paper plate.
- ◎ Teacher chooses one Riddle Rhythm Card from lantern 1 and one chosen student reads rhythm. This student chooses another student to take their place and they read the next lantern 1 Riddle Rhythm card, and so on until all four lantern 1 Riddle Rhythm Cards have been read. Continue to level 2 Riddle Rhythm Cards under lantern 2, etc. until all cards have been read.
- ◎ In keeping with the spirit of the lantern games, the last students who finish the rhythm card will pick 4 students to march (or dance) with the lanterns. Others sing to accompany the movers/dancers. If you have enough lanterns, whole class may create a lantern parade.

#### Mixed Levels in Small Groups

- ◎ In small groups of four or five, each group has one lantern and four cards from any Level.
- ◎ One group member at a time chooses a card and reads the rhythm. Other team members may help if needed.
- ◎ When all rhythms have been read, group creates two 8-beat phrases (16-beats) using all four Cards. Groups practice speaking these rhythms.
- ◎ Each student chooses a small hand percussion instrument and plays the rhythm with group.

# Traditional Ribbon Dance

**Materials Needed** - handmade ribbons, visuals

## Basic Ribbon Movement

Ribbon dance is one of the oldest dance forms in Chinese culture. Dancers often take years of training to make the ribbon become part of their body so it looks effortless and artful. It may take time for you and your students to become familiar with the moves and become comfortable with the movements. If possible, make practice ribbons with students. For younger students, make shorter ribbons (a yard and a half), for older students, make longer ribbons (3-4 yards). To avoid fraying, burn the ends of the ribbon with a flame. Use duct tape to secure one end of the ribbon to the rhythm stick.

For all ribbon dance movements, hold handle of ribbon in right hand. Think of the stick as an extension of the arm. Use other arm to balance movement.



### Ribbon Dance Movement 1

With both arms extended and straight at sides, turn right in a full circle.



### Ribbon Dance Movement 2

With hand holding ribbon, draw a circle starting from left side, above head, out to right side, and down in front, continue around to beginning position while other arm opens out to side.


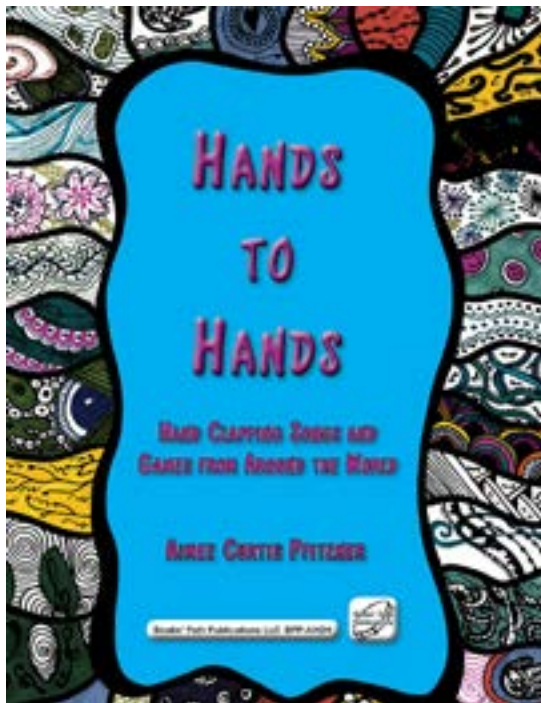
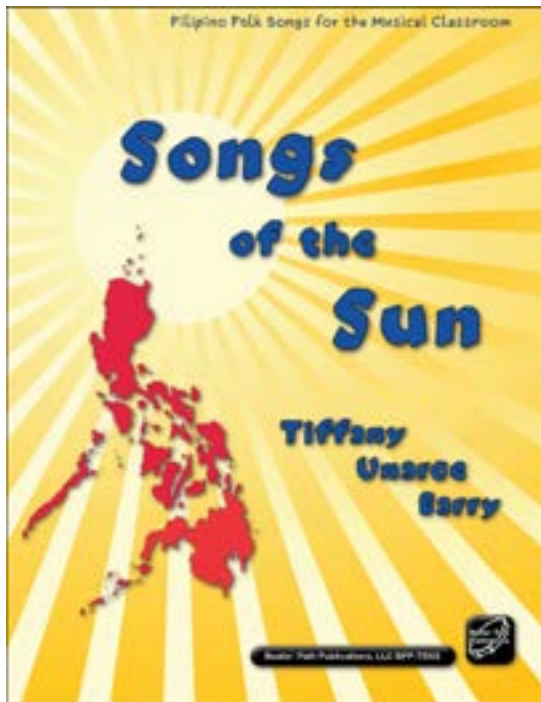


### Ribbon Dance Movement 3

Open both arms and turn right to make a full circle while moving your wrist up and down to make waves.

More international titles from  
Beatin' Path Publications.

<https://www.beatinpathpublications.com>





**Mo Li Hua**

**Flower Riddle Song**

**Lantern Festival Song**

**Gong Xi, Gong Xi**

**Lion Dance**

**Ribbon Dance**

**Buy E-Book !**

**Buy Now!**

Published and Distributed by  
Beatin' Path Publications, LLC

302 E College Street

Bridgewater, VA 22812

[www.beatinpathpublications.com](http://www.beatinpathpublications.com)