

21 Soprano Ukulele Pieces in Orff Style

Strum It Up!



BUY THE BOOK!

BUY THE E-BOOK!

Sandy Lantz
Gretchen Wahlberg

Beatin' Path Publications, LLC BPP-SGSIU



CHORDS

C

F

G7

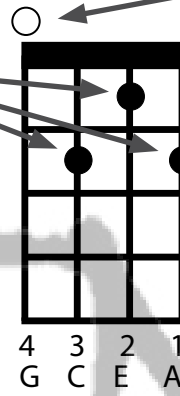
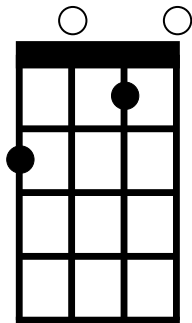
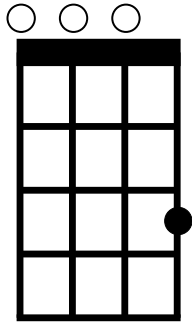
Open String

Nut

Fingered
Strings

Frets

Key of C



4 3 2 1
G C E A

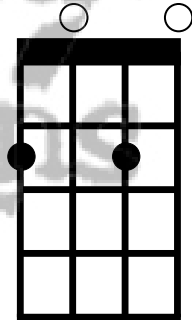

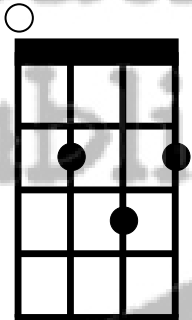
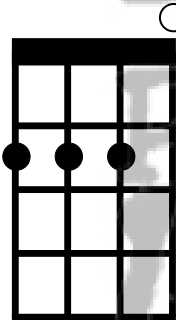
D

G

A7

D7

Key of D



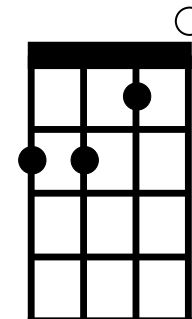
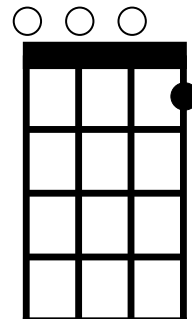
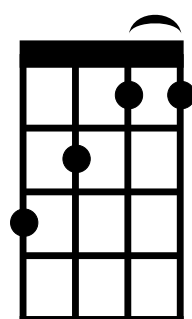
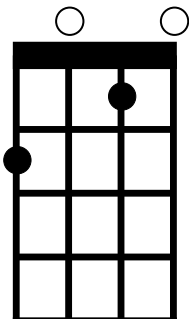
F

B \flat


C7

Dm

Key of F



ANATOMY OF A UKULELE



KAHULI AKU

Traditional Chant
Melody by Winona Beamer

F C7 F

V
Ka - hu-li a - ku Ka - hu-li mai Ka - hu-li le - i u - la

AX

Uli Uli
Puili
Tap Out
Tap Own
Floor

BX

4 C7 F C7 F F

lei a-ko-le - a Ko-le-a Ko-le - a Ki - i ka wai Wai a-ko-le - a

AX

Uli Uli
Tap Out
Tap Own
Floor

BX



Puili Sticks



Poi Balls



Uli Uli Shakers

8

C7 F F C7 F F C7 F

Wai a - ko - le - a o o o o o o o o o o o

AX

Uli Uli

Tap Out
Tap Own
Floor

BX

Notes

- Discuss unique Hawaiian language (see page 11). Teach the words.
- Chant Hawaiian lyrics; sing melody with Hawaiian lyrics.

Unpitched Percussion

- Teach the following rhythm on the Uli Uli using the visual.

4/4

- Uli Uli players may improvise dance movement instead of written rhythmic pattern.
- Seated in a circle, teach Puili Stick Ostinato with the body percussion (knees, clap, snap, clap) using a quarter-note pulse. Ask students to join in.
- Transfer ostinato to puili sticks (floor, tap your own together, tap a side partner's stick, tap your own).
- Face partner and perform pattern (floor, tap own sticks, tap partner's sticks, tap own sticks).
- When students have mastered quarter-note pulse, change to eighth-note pulse.

Poi Balls

- Create movement and special effects using Poi Balls by moving them in interesting patterns of large and small circles, criss cross, and high or low.
- Poi Balls and Uli Uli players can stand behind puili sticks players for visual effects.

OLD DAN TUCKER

Minstrel Song
Words by Dan Emmett


G

Voice

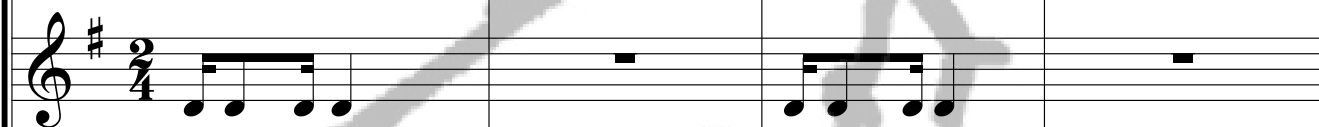


Old Dan Tuck-er's a fine young man. Washed his face in a fry - ing pan. —
Old Dan Tuck-er be-gun in life. — Played the ban-jo and the fife. —
Old Dan Tuck-er's a - comin' to town, riding a billy-goat, leading a hound. The
I come to town the oth - er night to hear a noise and see the fight. The

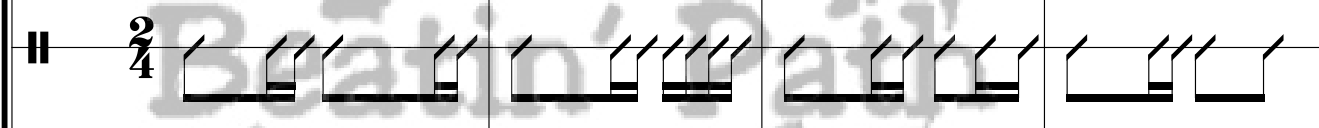
SG/AG



AX



Spoons



BX




5



Combed his hair with a wa - gon wheel. — Died with a tooth-ache in his heel.
Played the boys and — gals to sleep. — Then in - to his bunk he'd creep.
hound dog barked and billy - goat jumped. Threw Dan Tucker on top a stump.
watch - man feet was a - running a - round, crying "Old Dan Tuck - er's come to town."

SG/AG



AX



Sn



Get out the way, Old Dan Tuck-er, You're too late to get your sup-per.

AX

Sp

BX

Musical notation for the first system. The vocal line (treble clef, key signature of one sharp) contains the lyrics: "Get out the way, Old Dan Tuck-er, You're too late to get your sup-per." The accompaniment consists of three staves: AX (treble clef), Sp (soprano clef), and BX (treble clef). The AX staff has a whole rest in the second measure. The Sp staff has a rhythmic pattern of eighth notes with stems pointing up. The BX staff has a bass line with chords and rests.

13

D7

G

Sup-per's o-ver and din-ner's cook-in', and Old Dan Tuck-er's just stand-in' look-in'.

AX

Sp

BX

Musical notation for the second system. The vocal line (treble clef, key signature of one sharp) contains the lyrics: "Sup-per's o-ver and din-ner's cook-in', and Old Dan Tuck-er's just stand-in' look-in'." The accompaniment consists of three staves: AX (treble clef), Sp (soprano clef), and BX (treble clef). The AX staff has a whole rest in the second measure. The Sp staff has a rhythmic pattern of eighth notes with stems pointing up. The BX staff has a bass line with chords and rests. Chord symbols "D7" and "G" are placed above the AX staff in the third and fourth measures respectively.

Note

- ⊗ Add folk instruments to the song (spoons, tub bass, or limberjack.).
- ⊗ Create a dance with circles, lines, or squares incorporating elbow swings, do-si-do, etc.




More by Sandy Lantz and Gretchen Wahlberg

from Beatin' Path Publications




DRUM IT UP - (BOOK) 20 CLASSROOM DRUMMING PIECES FOR K-5

The 20 pieces in **Drum it Up** are sequential drumming pieces for hand drums, barrel drums, tubanos, congas, and small percussion. You'll find everything from easy hand drum pieces using the echo process, to show stoppers with black light beaters or sock mallets circling and beating on giant barrel drums!



CREATIVE BITS WITH CHILDREN'S LIT (BOOK) ORFF PROCESS LESSON PLANS FOR YOUR FAVORITE CHILDREN'S BOOKS.

Favorite children's books come alive in the music classroom with the songs and creative lesson plans developed by Sandy and Gretchen and presented successfully in level courses and conferences around the country.



Suggested retail price for both of these books is \$24.95. School discounts are available. Phone or email your order.

Available NOW from:

Beatin' Path Publications, LLC
302 East College Street
Bridgewater, VA 22812
540-478-4833

beatinpath@mac.com

www.beatinpathpublications.com

www.sandygretchen.com

All of these pieces are tried and true, used many times with great success with children and in Level courses, workshops, and conference sessions. Each piece comes with teaching suggestions that will start your creative juices flowing.





BUY THE BOOK!

BUY THE E-BOOK!

Printed and distributed by
Beatin' Path Publications LLC
302 East College Street
Bridgewater, VA 22812
beatinpath@mac.com
www.beatinpathpublications.com

\$24.95
ISBN 978-0-9963591-4-6
5 2 4 9 5 >

9 780996 359146